Einbauanleitung Elektrosatz Anhängervorrichtung mit 12-N Steckdose lt. DIN/ISO Norm 1724

Instructions de montage du faisceau électrique pour crochet d'attelage conforme á la norme DIN/ISO 1724 prise 12-N

Fitting instructions electric wiringkit towbar with 12-N socket up to DIN/ISO norm 1724

Montage-handleiding elektrokabelset voor trekhaak met 12-N contactdoos vlg. DIN/ISO norm 1724

Instrucciones de montaje de juego de cables eléctricos para gancho de remolque con caja de conexiones 12-N según norma DIN/ISO 1724

Istruzioni di montaggio di set di cavi elettrici per gancio da traino con zoccolo a 12-N conforme alla norma DIN/ISO 1724

Monteringsanvisningar elkabelsats för dragkrok med 12-N kontaktdosa enligt DIN/ISO norm 1724

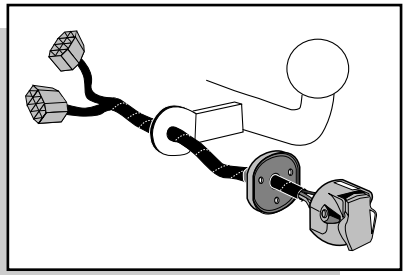

LANCIA YPSILON 03-



Bestel Nr.: LN-004-BB

© ECS Electronics B.V. 2004

***Teilliste *Liste de pieces *Part list *Onderdelenlijst**
***Lista de componentes *Elenco componenti *Dellista**

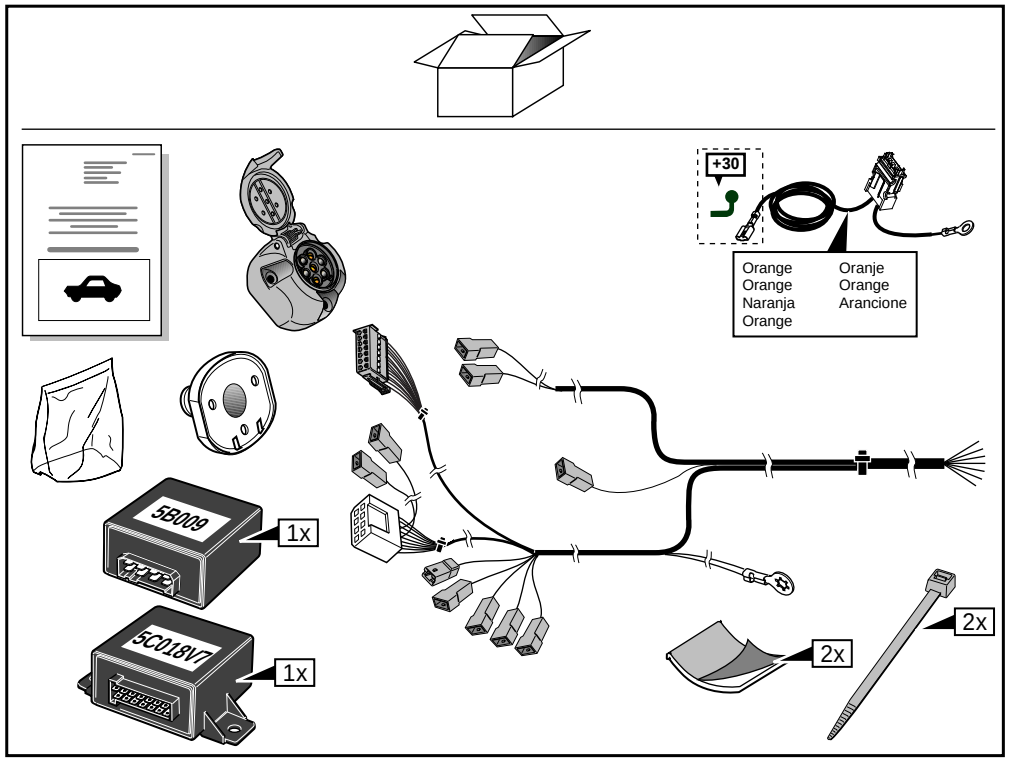

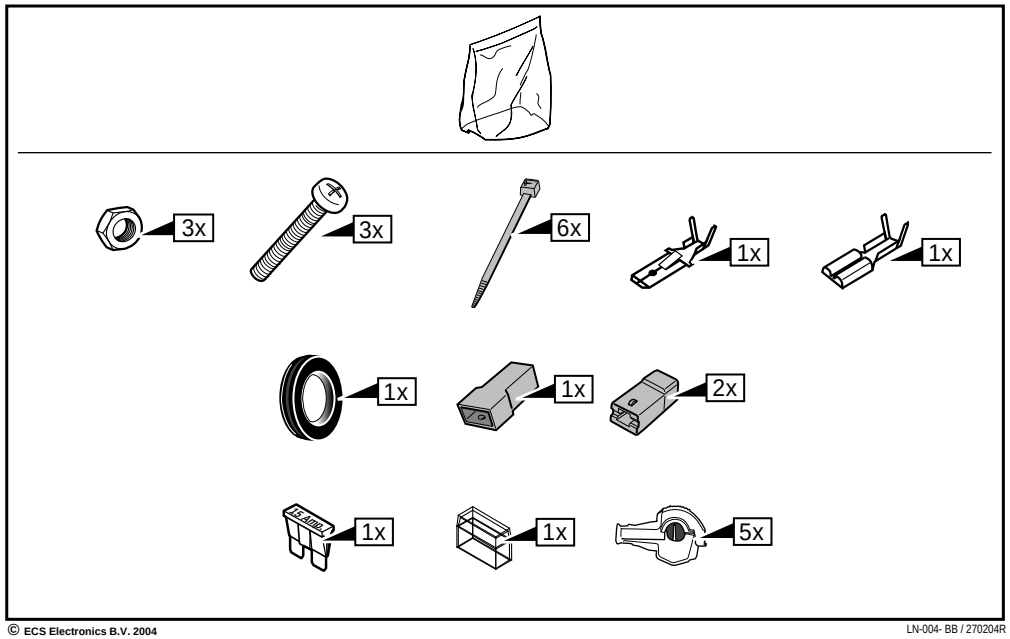

© ECS Electronics B.V. 2004

© ECS Electronics B.V. 2004
LN-004- BB / 270204R

INFO

DU

- Wir weißen ausdrücklich darauf hin, das eine unsachgemäße und nicht in einer Fachwerkstätte durchgeführte Montage einen Verzicht auf die Geltendmachung jeglicher Art insbesondere auch aus dem Titel des Produkthaftpflichtrechtes bewirkt.
- Technische Änderungen vorbehalten.
- Belastung nur tabellgemäß auf dem anhänger verwenden, sehe Seite 4.

FR

- Il est expréssement prévu qu' on ne saurait se prévaloir d'un quelconque préjudice contractuel ou rédhibitoire si le montage avait été fait en dépit des dites instructions ou dans un garage ne disposant pas des équipments adéquats.
- Sous réserve de modifications techniques.
- Ne excessez pas la charge maximale, indiquée dans le tableau sur page 4.

GB

- We would expressly point out that any improper assembly which is not carried out in a specialist workshop will result in the renunciation of the enforcement of compensation claims of any kind, in particular those arising by virtue of the product liability law.
- Subject to alteration without notice.
- Only use maximum charge according to connectiontable on towed vehicle, see page 4.

NL

- Wij wijzen er met nadruk op, dat ondeskundige en niet door een vakkundige werkplaats uitgevoerde montage tot gevolg heeft dat daardoor ieder recht op schadevergoeding, ook op wettelijke aansprakelijkheid inzake produkten, vervalt.
- Technische wijzigingen voorbehouden.
- Gebruik alleen belasting volgens aansluittabel op het getrokken voertuig, zie pagina 4.

ES

- El montaje inapropiado y efectuado por personal no cualificado originará la pérdida de todo derecho a indemnización o la expiración de toda responsabilidad civil con respecto al producto.
- Nos reservamos el derecho a efectuar modificaciones técnicas.
- Utilice sólo cargas de acuerdo a la tabla de conexión del vehículo remolcado (ver página 4).

IT

- Sottolineiamo espressamente che un montaggio inadeguato ed eseguito da un'officina non specializzata ha come conseguenza il decadere di qualsiasi diritto al risarcimento danni, nonché alla responsabilità legale relativa ai prodotti.
- Ci si riserva il diritto di apportare modifiche tecniche.
- Utilizzare esclusivamente un carico conforme alla tabella degli allacci relativa al veicolo in questione, cfr. pagina 4.

SE

- Vi påpekar med eftertryck att all rätt till skadeersättning och all laglig ansvarighet förfaller om monteringen inte har utförts på rätt sätt och av en professionell verkstad.
- Tekniska ändringar förbehålles.
- Använd endast belastning enligt anslutningstabellen på det dragna fordonet, se sid. 4.

1



2

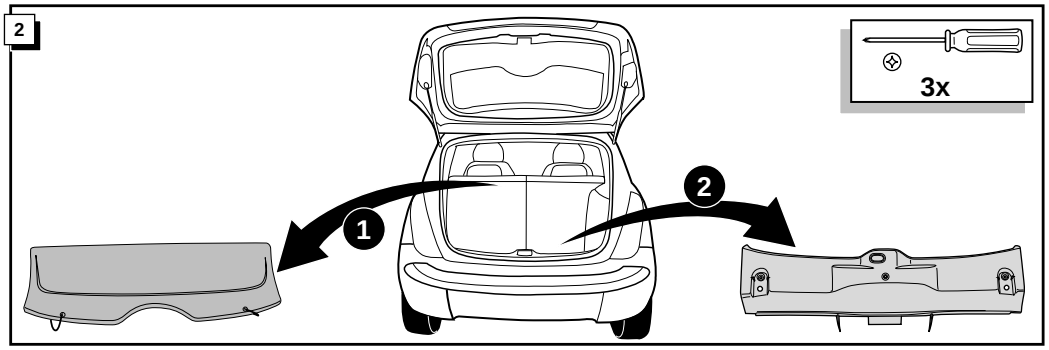

3

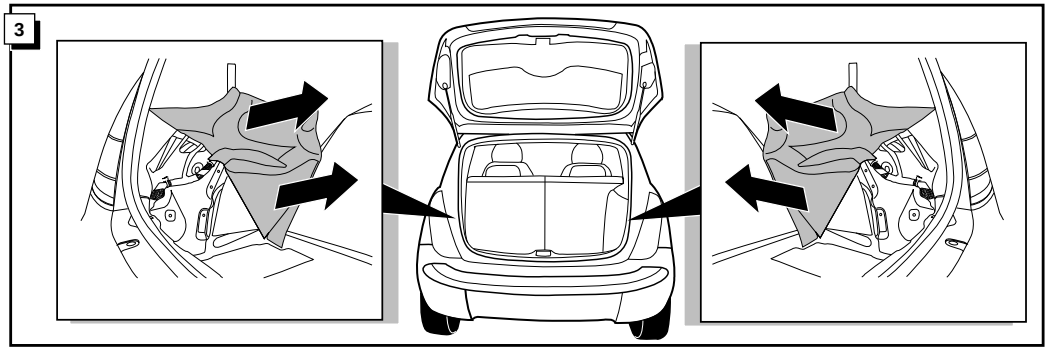

INFO

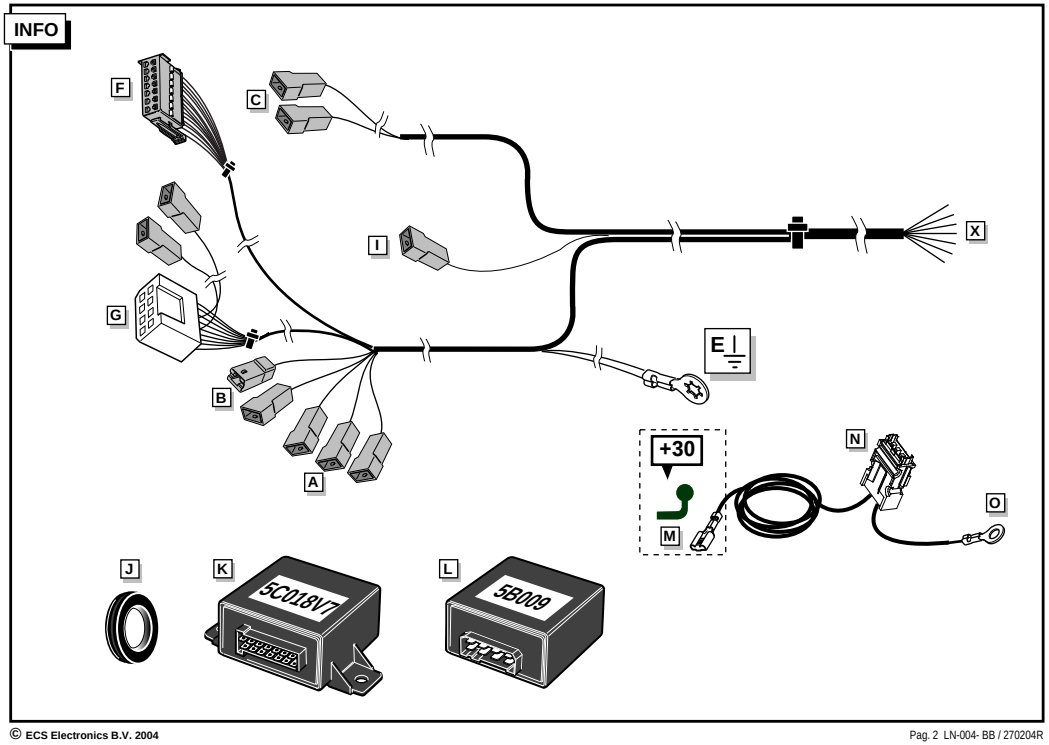

11

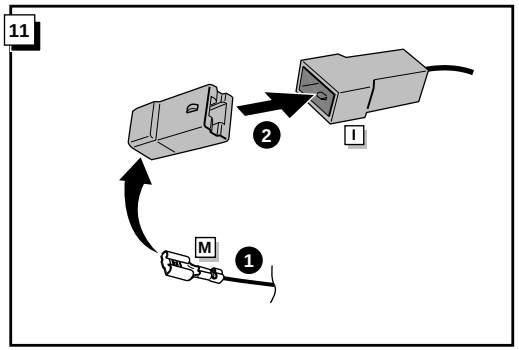

12

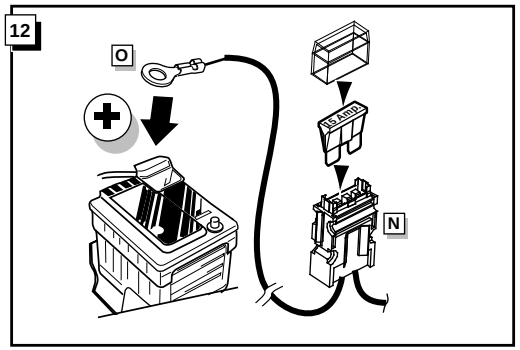

15

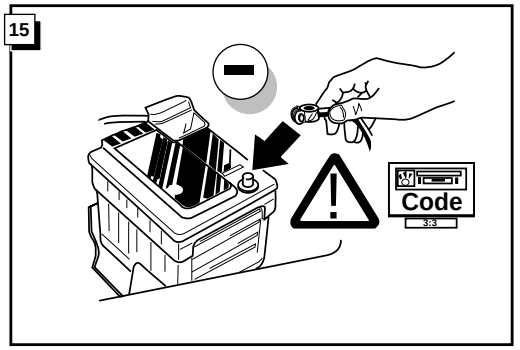

16

DE FUNKTIONEN KONTROLLIEREN !

FR CONTRÔLER LES FONCTIONS !

GB CHECK FUNCTIONS !

NL CONTROLEER FUNCTIES !

ES ¡CONTROLAR FUNCIONES!

IT CONTROLLA FUNZIONI!

SE KONTROLLERA FUNKTIONERNA!

17

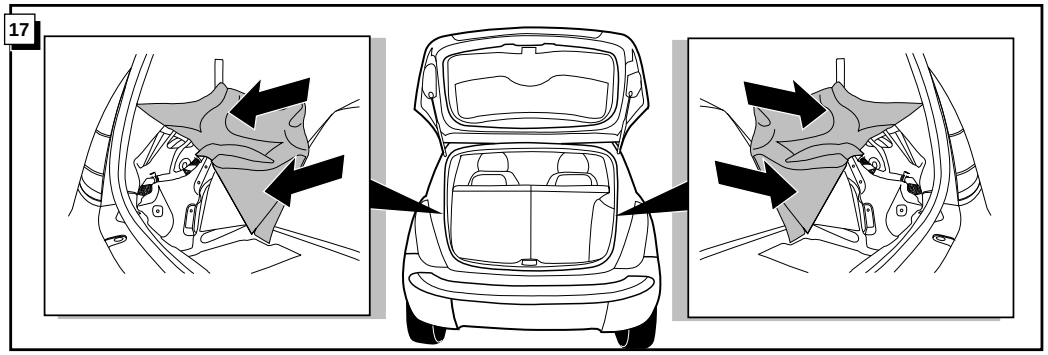

18



9

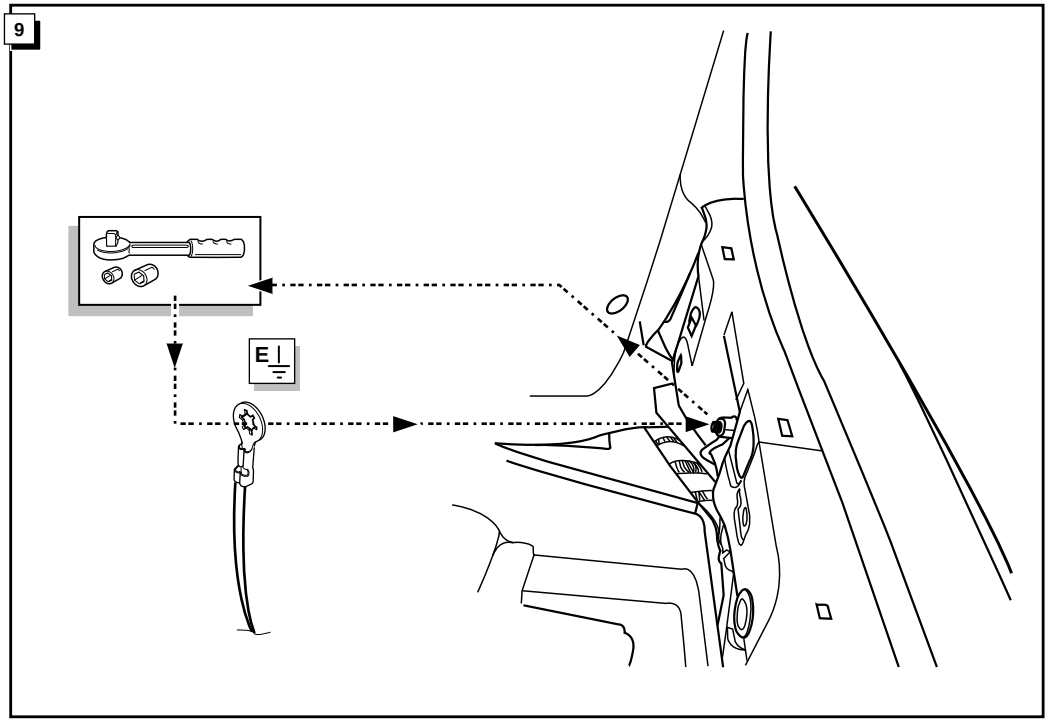

ROUTING

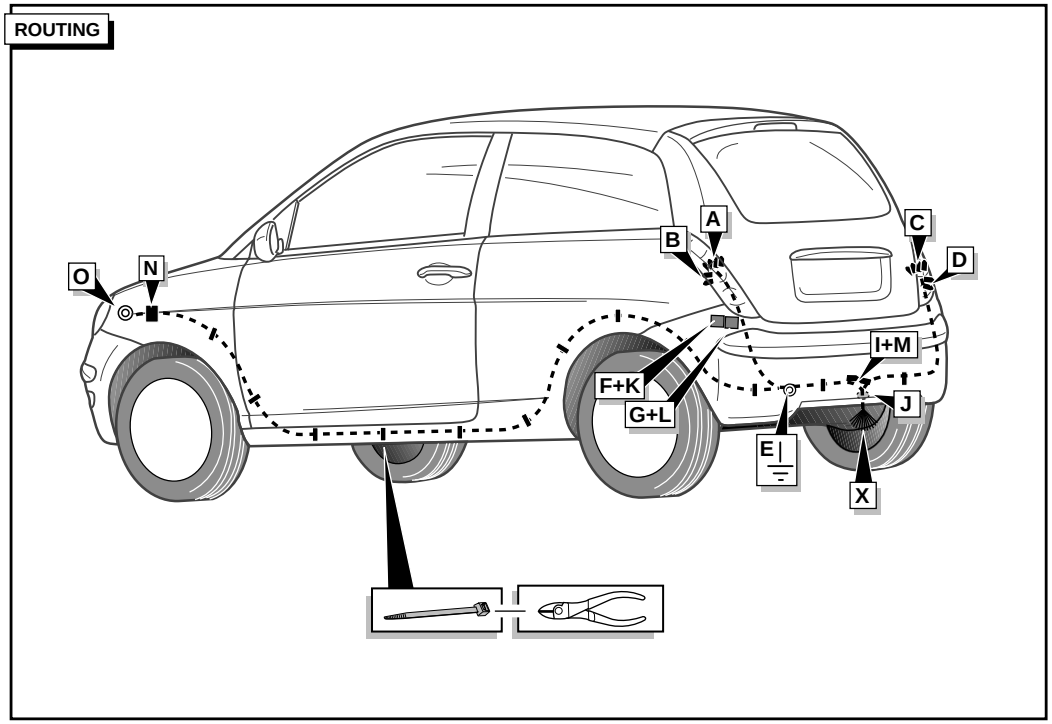

10

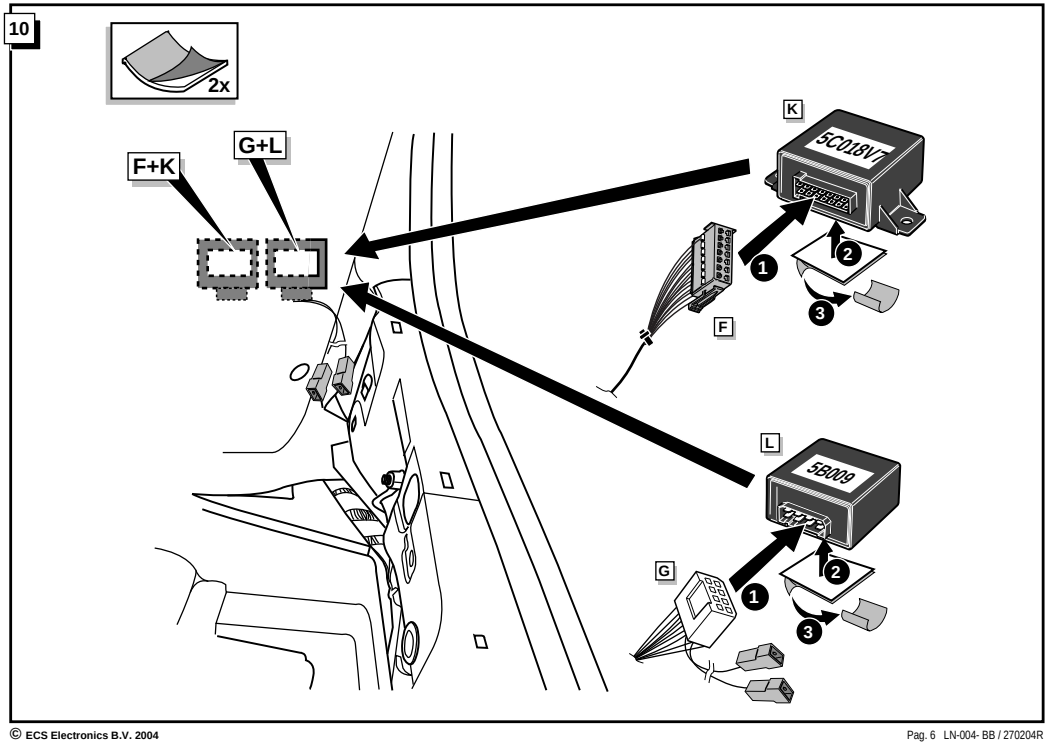

4

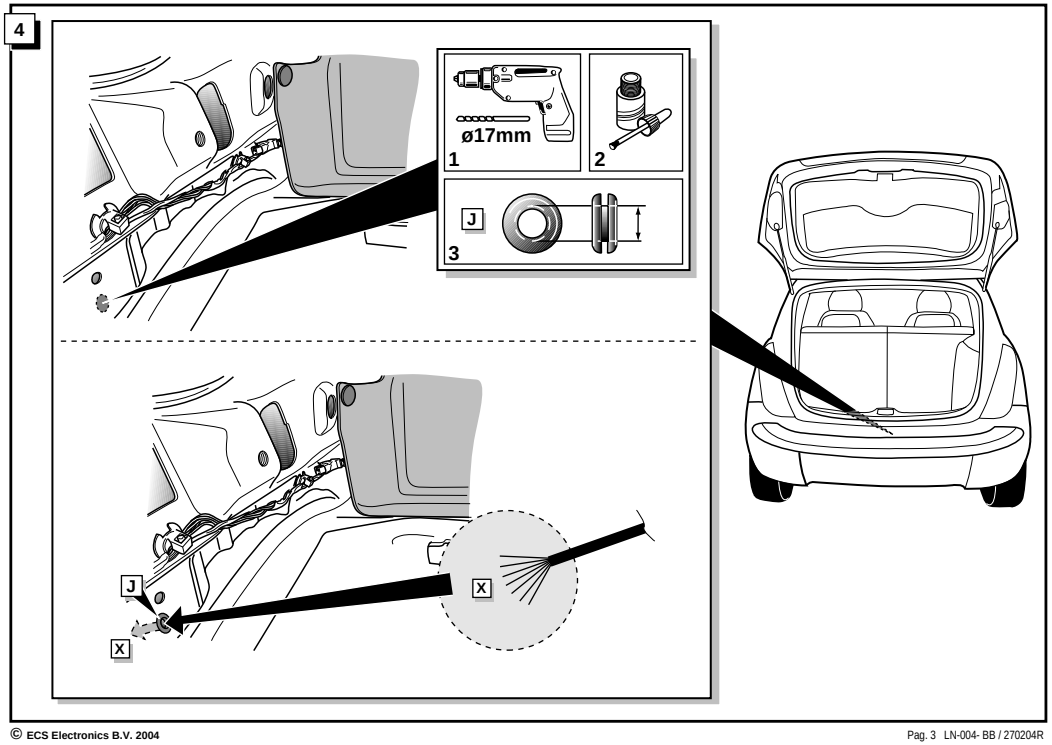

5

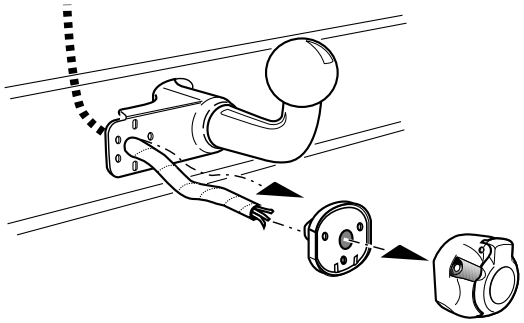

INFO

Anschluß Steckdose / Connection de la prise / Socket connection / Contactdoos aansluiting
Conexiones del enschufe / Allaccio zoccolo / Anslutning kontaktdosa

INFO									
DIN/ISO 1724		DE	FR	GB	NL	ES	IT	SE	Pmax
	1/L	gelb	jaune	yellow	geel	amarillo	giallo	gul	21W
	2	blau	bleu	blue	blauw	azul	blu	blå	2x21W
1-8	3/31	weiß	blanc	white	wit	blanco	bianco	vit	
	4/R	grün	vert	green	groen	verde	verde	grön	21W
	5/58-R	braun	marron	brown	bruin	marrón	marrone	brun	52W
STOP	6/54	rot	rouge	red	rood	rojo	rosso	röd	3x21W
	7/58-L	schwarz	noir	black	zwart	negro	nero	svart	52W
	8/58-bL								2x21W

6

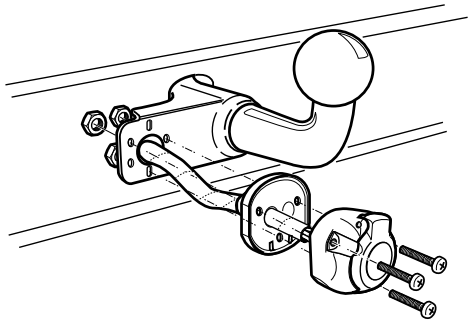

7

Kabel Kabelsatz / Fil faisceau / Wire harness / Draad kabelboom / Cable haz de cables / Filo pettine del cavo / Ledare kabelbunt

Lokalisieren Sie und überprüfen Sie Funktionen / Localisez et vérifiez les fonctions / Locate and check functions / Functies doormeten / Probar funciones / Verificare le funzioni / Mätning funktioner

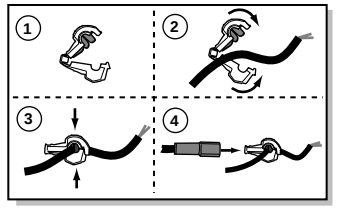

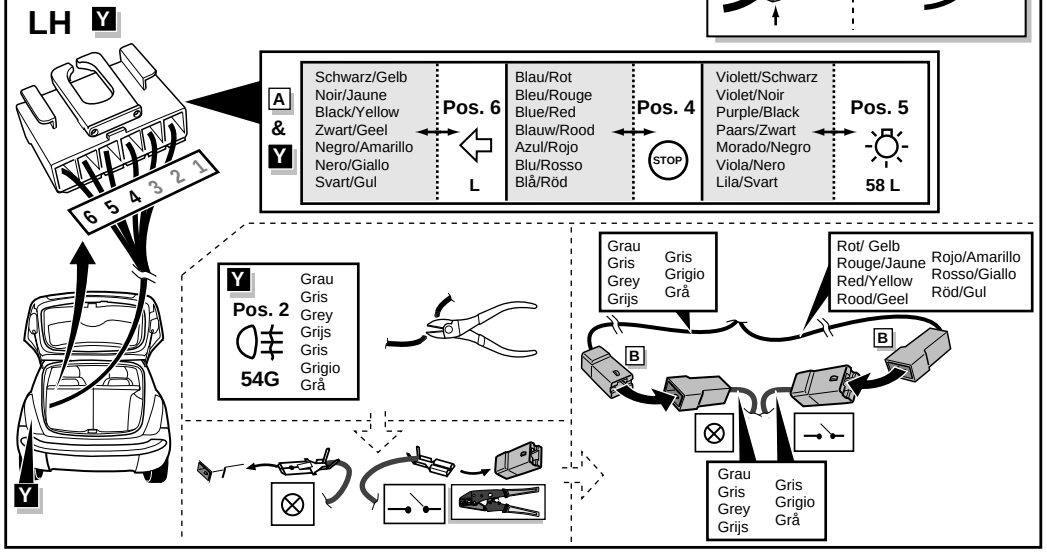

8

Kabel Kabelsatz / Fil faisceau / Wire harness / Draad kabelboom / Cable haz de cables / Filo pettine del cavo / Ledare kabelbunt
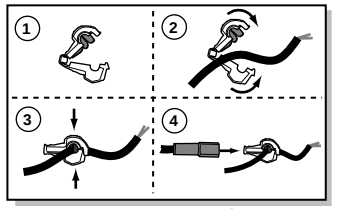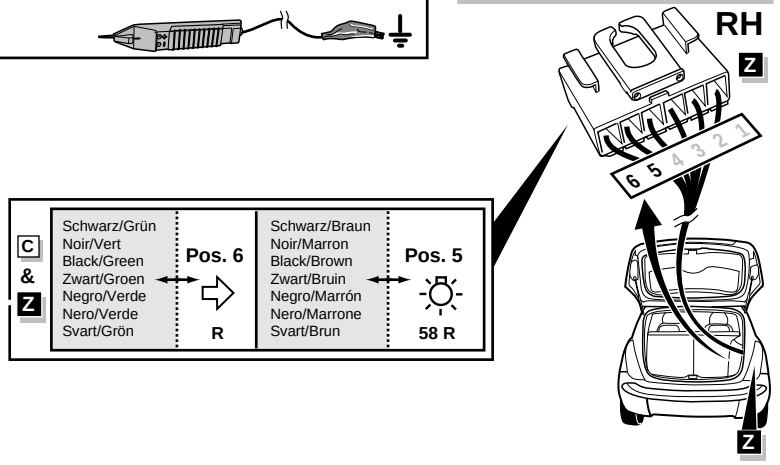
Lokalisieren Sie und überprüfen Sie Funktionen / Localisez et vérifiez les fonctions / Locate and check functions / Functies doormeten / Probar funciones / Verificare le funzioni / Mätning funktioner